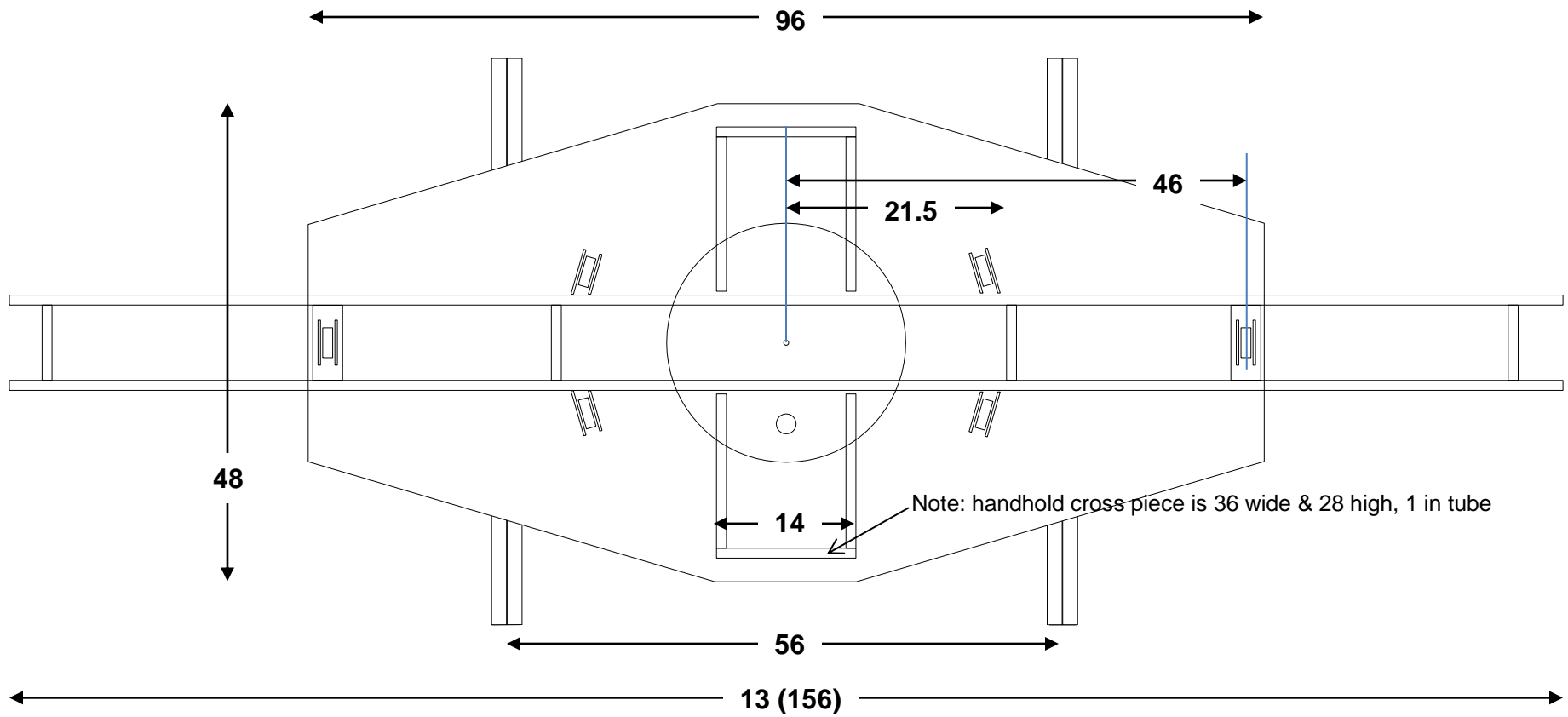
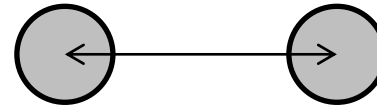


# **Train Mountain Crisp Yard Load/Unload Lifts**





Carriage wheelbase is 36 (note: should be wider)








Spring loaded keeper pin, holds table in position, pull pin to turn table. Load MUST be balanced to the center of the table.



Carriage wheels run on angle iron rail, 56 in from top of angle to top of angle. Crisp Yard lifts have 36 inch wheelbase, should be larger.



Hole is for pin that holds the transfer plate in place while moving equipment.

Crisp Yard track spacing, 50 inch center to center.

Track on table is 13 feet long.

Track gauge on table is  $7 \frac{9}{16}$  inches.

Table base is 48 inches by 96 inches.

Center disc on top surface is 24 inches dia.

Handlebars are 28 inches tall and cross piece on top is 36 inches. 1 inch tubing, A small 3 inch angle on bottom.

Angled wheels and outboard top surface wheels are all same size.

From top of rail to ground is 15.5 inches.